

BOOKKEEPING ALL IN ONE



SPECIALIZED RESTAURANT EXPERTISE AND INDUSTRY KNOWLEDGE

OUR BUSINESS IS OUR RELATIONSHIPS

Bookkeeping All in One is an outsourced bookkeeping firm offering turnkey, cutting-edge services to food and beverage clients. We use our industry expertise to create significant value for our clients by removing the costly and often frustrating burden of in-house back office management.

We provide the ability to outsource part or all of your back office accounting and financial reporting duties starting at much less than the cost of one full time bookkeeper! We take on the financial and accounting tasks and mitigate the related concerns that a food and beverage entity faces on its daily business.

Bookkeeping All in One services clients from \$1 million to over \$10 million in annual revenues nationwide. We personally work along with your management team providing back office solutions that enable your company to build a significant competitive advantage.

We measure our results by the individual successes of our clients, and by the stellar references from them. We have built an untarnished reputation over the years for our extreme measures of privacy regarding our clients' business.

WORKFLOW




STEP ONE

Send Us Scanned Documents

STEP TWO

Date Entry & Auditing



STEP THREE

Review Data

STEP FOUR

Delivery. Final Books are transferred in QB Online



BENEFITS

IMMEDIATE COST SAVINGS

Reduced overhead expense by eliminating client's need to recruit extra staff or incorporate advanced technology and infrastructure resulting in a reduction of the operating costs

We provide the ability to outsource part or all of your back office accounting and financial reporting duties starting at much less than the cost of one full time bookkeeper.



In-house

\$45,000
Based Salary
\$4,720
Payroll Taxes
\$11,460
Benefits & Overhead

\$61,180
Total Annual Cost



ALL IN ONE

\$0
Based Salary
\$0
Payroll Taxes
\$0
Benefits & Overhead

\$500
Starting at \$500 per week

PROVIDING AFFORDABLE BOOKKEEPING SERVICES

BENEFITS

EXTENSIVE EXPERTISE

Specialized restaurant expertise and industry knowledge.

Bookkeeping All in One employees have passed comprehensive (County, State and Federal) background checks, credit report check and a rigorous selection and references process.

OPTIMAL PRODUCTIVITY

Reduction in employee theft exposure

Elimination of back office turnover and the related costs in recruitment and training

Significant reduction of the administrative workload

Increased focus and time on core business activities for your staff

STATE OF THE ART SYSTEMS & CONTROLS

Benefit from increased accountability by using a U.S. based company and staff, avoiding the many downsides of outsourcing internationally

Interact directly with an experienced accountant managing your business daily

Fully-clustered, encrypted communication & backup, server redundancy and firewall help secure your data and applications against liability exposures

GAAP compliant

Complete transparency and remote access to sophisticated accounting and reporting systems

OUR SERVICES

This is our package for companies who wish to outsource the benign bookkeeping work to save cost so they can spend more time doing productive analytic and management work... or conversely, for very small operations where ownership does most of the analytical and management tasks but do not want to deal with the hassles of bookkeeping. This will allow you to be able to get relief so you can focus on the big picture.

- Unlimited, anytime online access to accounting software
- Daily back up of data
- Daily sales entry
- A/R entry
- A/P entry
- Scan and store all invoices to the specific bill entry in accounting system.
- Vendor reconciliations
- Post payroll
- Monthly reporting
- Manage cash accounts
- Bank reconciliations
- Facilitate A/P check run
- Commodity price tracking and alert system
- Vendor cost containment analysis
- Reconcile Intercompany accounts
- Accrued Payroll Expenses
- Month end close income statement/balance sheet/cash flow
- Sales tax filing
- Issue 1099's annually
- Annual Financial package provided to CPA
- Includes neither tax nor consulting advisory



REPORTS

Receiving accurate and timely financial reports allow you to make weekly, monthly, and long-term decisions about your restaurant.

- **THE COMMODITY TRACKING REPORT**

Monitors in real time the restaurant spend of each and every item ordered. This is a great method to control vendor price manipulations.

- **PROFIT AND LOSS STATEMENT**

- **BALANCE SHEET**

- **CASH FLOW STATEMENT**

THE COMMODITY TRACKING REPORT

Monitors in real time the restaurant spend of each and every item ordered. It highlights in red (for increases in cost) and green (decreases in cost) compared to previous order of same item. This is a great method to control vendor price manipulations or employee theft.

In the example, the restaurateur can quickly identify that a case of White Egg XLrg Grade Aa from Sysco South Florida, Inc. increased in cost by 30.66%

Name	Unit Price	Total Spent	Cost Impact	% Change
Antinori Guado Tasso Bruciato 14 SOUTHERN GLAZER'S OF FL	\$99.00 / Case Previous: \$90.00	\$198.00	\$19.80	10.00%
Whlfcls Egg Shell Xlrg Grd Aa Usda SYSCO SOUTH FLORIDA, INC.	\$19.90 / Case Previous: \$15.23	\$19.90	\$6.10	30.66%
Whlfam Butter Solid Unslt Usda Aa SYSCO SOUTH FLORIDA, INC.	\$104.62 / Case Previous: \$98.78	\$104.62	\$6.19	5.91%
Raspberries, 12 / 6oz. Cs EXCELLENT FRUIT & PRODUCE	\$47.10 / Case Previous: \$44.60	\$47.10	\$2.64	5.61%
Cherry Tomatoes, 12/1 Pint EXCELLENT FRUIT & PRODUCE	\$24.80 / Case Previous: \$29.10	\$74.40	-\$10.99	-14.78%
Romainc Hearts, Cs EXCELLENT FRUIT & PRODUCE	\$24.45 / Each Previous: \$22.45	\$49.15	\$4.38	8.91%
Hass Avocado, 60ct Cs EXCELLENT FRUIT & PRODUCE	\$74.76 / Lb Previous: \$65.10	\$37.38	\$5.54	14.82%
Sys Rel Shortening Fry Liq Clr Ztf 5020553 SYSCO SOUTH FLORIDA, INC.	\$24.28 / Case Previous: \$26.27	\$24.28	-\$1.84	-7.58%
Eggs Xi 15 Dozen EXCELLENT FRUIT & PRODUCE	\$15.50 / Each Previous: \$17.95	\$15.50	-\$2.12	-13.65%

As we dig deeper, we can see the historical purchases and the recent purchase price of \$19.90 versus last week's cost of \$15.23

Whlfcls Egg Shell Xlrg Grd Aa Usda

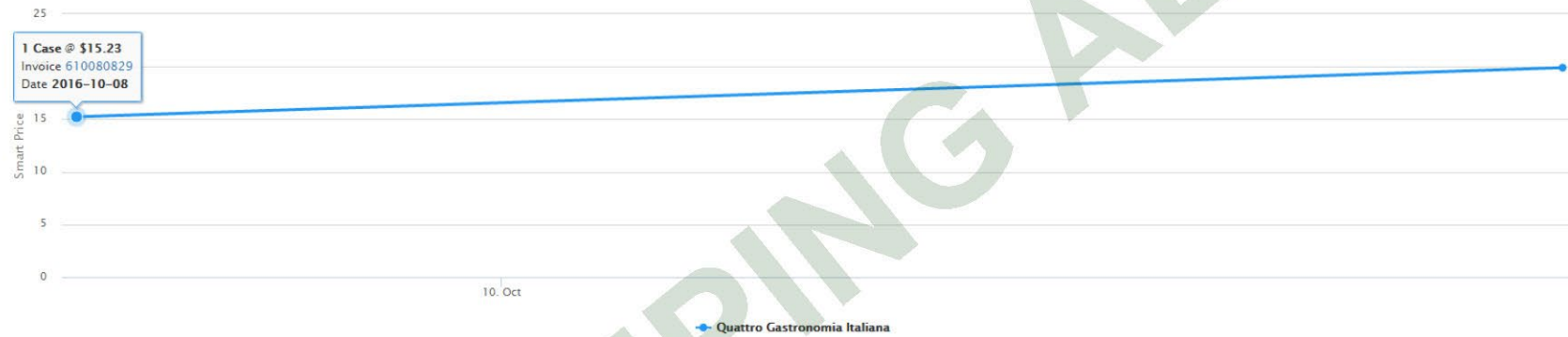
(Whlfcls Egg Shell Xlrg Grd Aa Usda)

SYSCO SOUTH FLORIDA, INC.

Food > Dairy > Eggs > Add a Category

Price Smart Price Quantity Purchase Total

Smart Price History



Invoice #	Invoice Date	Unit Price	Quantity	Unit	Total
610150806	2016-10-15	\$19.90	1	Case	\$19.90
610080829	2016-10-08	\$15.23	1	Case	\$15.23

BOOKKEEPING ALL IN ONE

Our system takes each and every invoice and attaches it to the actual bill in our accounting system. The restaurateur will have 24/7/365 access via a log in portal to view their accounting books and be able to click on any bill which will have the actual scanned PDF invoice available for them to review (see above). With all this data intelligence, the restaurateur can receive and view their company's purchases via historical trend as well as summary format...

ITEM DESCRIPTION		ITEM CODE	UNIT PRICE	TAX AMOUNT	EXTENDED PRICE	I P	INVOICE ADJUSTMENTS
						X I	CODE QTY
PRODUCTS							
MP BUTTER SOLID UNSLT USDA AA	4212425	5926910	104.62		104.62		
LS CREAM HEAVY WHIPPING 36% ESL	1004501	4828802	49.16		98.32		
LS EGG SHELL XLRG GRD AA USDA WHT		2105849	19.90		19.90		
LS MILK HOMOGENIZED	100361	2327740	20.30		40.60		
GROUP TOTAL****					263.44		
LS BEEF GRND BULK 81/19 CHUB FRS	66709	0566709	2.766		56.87		
560 T/WT=	20.560						
LK PORK GROUND 80/20 FINE	06918	5807662	17.20		17.20		
SS VEAL CHOP RIB LOLLIPOP FRZN	13-03317	1388091	16.367		165.31		
100 T/WT=	10.100						
VEAL LEG 349 FF TOP RND FRSH	00471	6245213	11.490		201.08		
300 T/WT=	17.500						
GROUP TOTAL****					440.46		
PY SHRIMP WHT P&D TLOF 51/6	261673071PB	7952526	60.93		121.86		
RY GROUP TOTAL****					121.86		
EL CHICKEN CVP BRST B/S 10ZUP MAR	16010	5231238	63.38		63.38		
LS CHICKEN CVP LEG QTR JUMBO	14612	4418117	23.74		23.74		
AND DRY GROUP TOTAL****					87.12		
EL SHORTENING FRY LIQ CLR ZTF	5020553	4518403	24.28		24.28		
LS SUGAR GRANULATED XFINE CANE	412006	2926727	29.66		29.66		
HM YEAST ACTIVE FRESH	2113	1828599	2.25		4.50		
OPEN: 8:00 AM CLOSE: 5:00 PM		REMIT TO					
		P. O. BOX 64000-A					
		MIAMI, FLORIDA					
		33164					
		SUB TOTAL		971.32			
		TAX TOTAL					
		INVOICE					

CUSTOMER'S ORIGINAL INVOICE

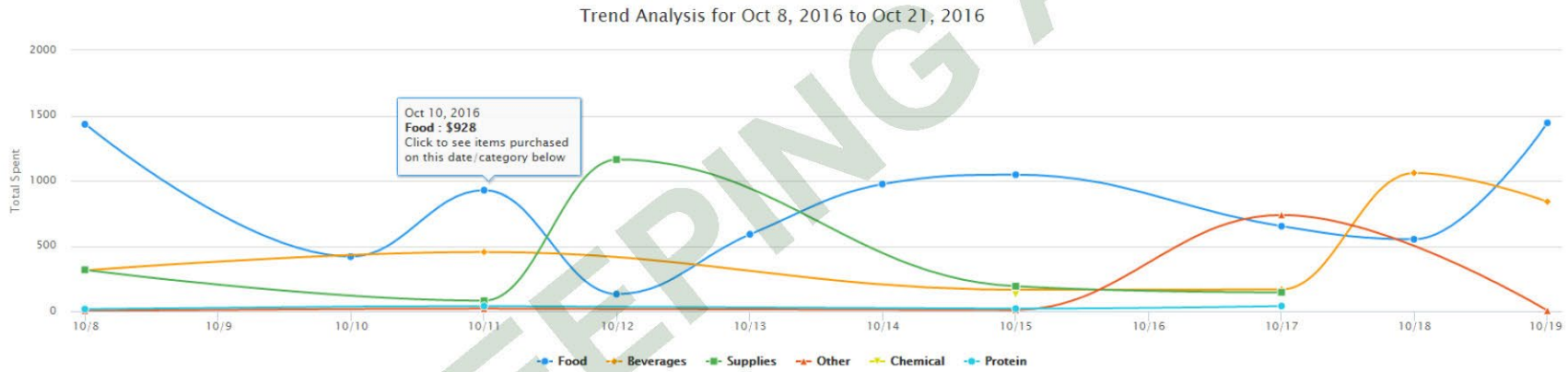
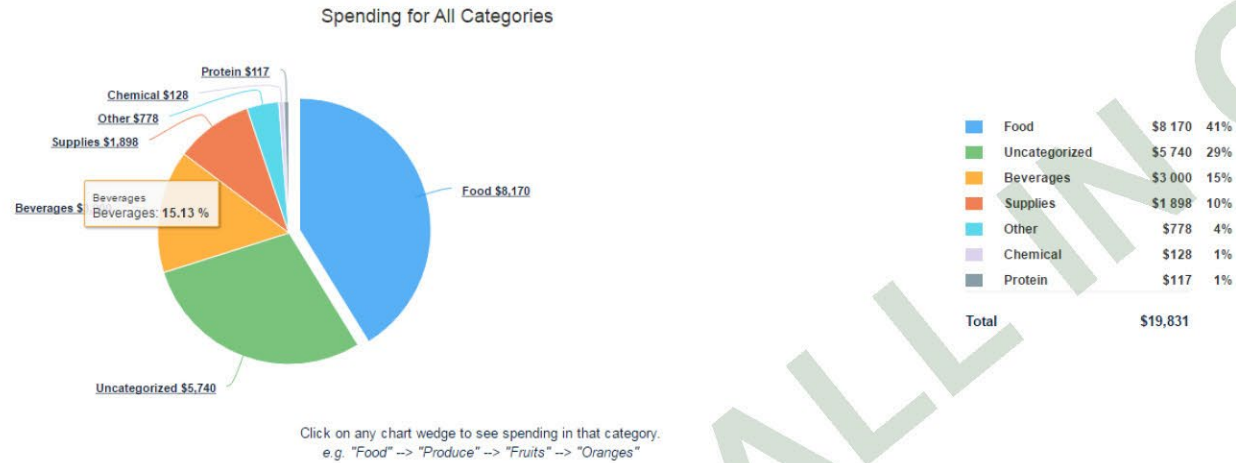
CONFIDENTIAL PROPERTY OF SYSCO

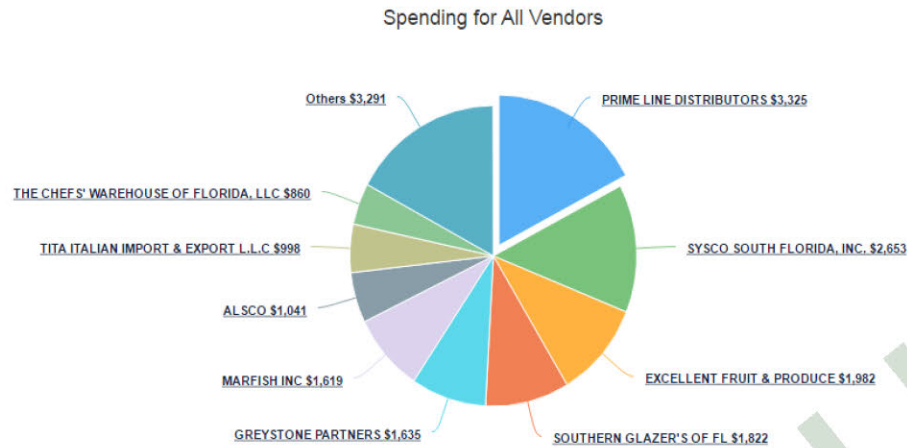
DELV. DATE	CUSTOMER	INVOICE NUMBER	PAGE
10/15/16			
TRUCK STOP			
ROUTE	PURCHASE ORDER		
008			
TERMS - PAST DUE BALANCES ARE SUBJECT TO SERVICE CHARGE.			

Good things come from
Sysco
 9-2502 SYSCO SOUTH FLORIDA, INC.
 12500 SYSCO WAY
 MEDLEY, FL 33178
 305-651-5421 OR 954-565-5617

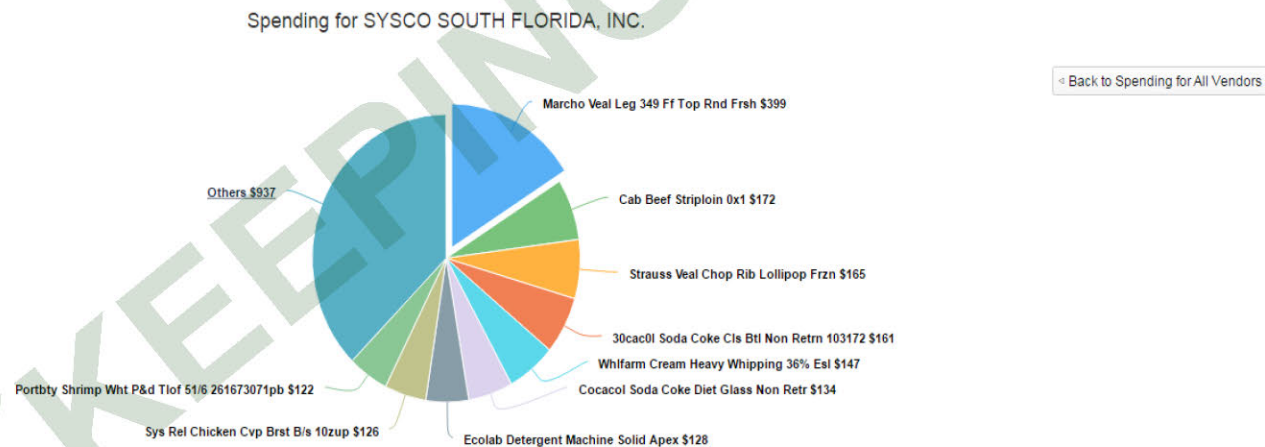
ALL INFORMATION CONTAINED HEREIN IS UNCLASSIFIED EXCEPT WHERE SHOWN OTHERWISE AND IS NOT TO BE RELEASED TO THE PUBLIC WITHOUT FURTHER WRITTEN INSTRUCTIONS FROM THE ISSUING OFFICE.

We then can provide upon request spending by Vendor.....





And drill further down by any specific vendor (In this example Sysco)....



Lastly, many chefs price out the recipe at the time of incorporating the product on the menu. With our technology and acquired intel of purchases down to the granular level we can produce in real time the recipe costing.

PROFIT AND LOSS STATEMENT

An accurate and timely profit and loss statement can provide infinite value to a business owner. This report allows the owner to manage his prime costs, total variable costs and determine the contribution required to cover fixed costs and achieve profitability.

SAMPLE Restaurant Client

PROFIT AND LOSS January - December 2017

	TOTAL				
	JAN - DEC 2017	JAN - DEC 2016 (PY)	CHANGE	% CHANGE	% OF INCOME
Income					
4021 Food Revenue					
4200000 Food Rev Breakfast	210,000	125,400	84,600	67.00 %	4.00 %
4205000 Food Rev Lunch	225,000	214,210	10,790	5.00 %	4.00 %
4210000 Food Rev Dinner	2,304,996	2,248,500	56,496	3.00 %	43.00 %
Total 4021 Food Revenue	2,739,996	2,588,110	151,886	6.00 %	51.00 %
4022 Beverage Revenue					
4235000 Bev Rev Liquor	549,996	509,745	40,251	8.00 %	10.00 %
4240000 Bev Rev Wine	1,299,996	1,240,500	59,496	5.00 %	24.00 %
4245000 Bev Rev Beer	249,996	239,542	10,454	4.00 %	5.00 %
4250000 Bev rev Non Alc	537,996	501,254	36,742	7.00 %	10.00 %
Total 4022 Beverage Revenue	2,637,984	2,491,041	146,943	6.00 %	49.00 %
Total Income	\$5,377,980	\$5,079,151	\$298,829	6.00 %	100.00 %
Cost of Goods Sold					
5011 COGS Food					
5100000 COGS Food Sales	813,183	718,652	94,531	13.00 %	15.00 %
Total 5011 COGS Food	813,183	718,652	94,531	13.00 %	15.00 %
5012 COGS Beverage					
5205000 COGS Beverage Sales Liquor	80,837	61,200	19,637	32.00 %	2.00 %
5210000 COGS Beverage Sales Wine	380,667	299,450	81,217	27.00 %	7.00 %
5215000 COGS Beverage Sales Beer	44,004	42,510	1,494	4.00 %	1.00 %
5220000 COGS Beverage Sales NA	105,000	81,540	23,460	29.00 %	2.00 %
5230000 COGS Beverage Sales Bar Produce	5,004	4,520	484	11.00 %	0.00 %
Total 5012 COGS Beverage	615,512	489,220	126,292	26.00 %	11.00 %
Total Cost of Goods Sold	\$1,428,695	\$1,207,872	\$220,823	18.00 %	27.00 %
GROSS PROFIT	\$3,949,285	\$3,871,279	\$78,006	2.00 %	73.00 %
Expenses					
6011 Salaries & Wages Management					
6200000 S&W General Manager	99,996	96,740	3,256	3.00 %	2.00 %
6315000 S&W Floor Manager	118,800	118,795	5	0.00 %	2.00 %
6340000 S&W Executive Chef	90,000	86,542	3,458	4.00 %	2.00 %
6355000 S&W Sous Chef	54,996	55,421	(425)	(1.00 %)	1.00 %
6415000 S&W Office Admin Management	90,450	85,742	4,708	5.00 %	2.00 %
Total 6011 Salaries & Wages Management	454,242	443,240	11,002	2.00 %	8.00 %
6012 Salaries & Wages Non Exempt					
6503000 Prep Cooks	36,996	36,500	496	1.00 %	1.00 %
6504000 Pasta Cook	22,800	19,475	3,325	17.00 %	0.00 %
6506000 Line Cooks	350,004	345,742	4,262	1.00 %	7.00 %
6518000 Bartender	50,004	54,210	(4,206)	(8.00 %)	1.00 %
6524000 Barista	34,520	32,574	1,946	6.00 %	1.00 %

	TOTAL				
	JAN - DEC 2017	JAN - DEC 2016 (PY)	CHANGE	% CHANGE	% OF INCOME
6530000 Hostess	57,400	54,000	3,400	6.00 %	1.00 %
6542000 Servers	125,004	121,570	3,434	3.00 %	2.00 %
6545000 Busser	90,000	90,600	(600)	(1.00 %)	2.00 %
6548000 Runner	54,996	55,420	(424)	(1.00 %)	1.00 %
6555000 Floor Supervisor	45,000	44,875	125	0.00 %	1.00 %
6557000 Stewarding/Dishwasher	84,996	81,742	3,254	4.00 %	2.00 %
Total 6012 Salaries & Wages Non Exempt	951,720	936,708	15,012	2.00 %	18.00 %
6013 Other Payroll Expense					
6700000 Bonuses and Incentives	24,996	24,000	996	4.00 %	0.00 %
Total 6013 Other Payroll Expense	24,996	24,000	996	4.00 %	0.00 %
6014 Payroll Taxes					
6750000 Employer Payroll Taxes	222,482	224,635	(2,153)	(1.00 %)	4.00 %
Total 6014 Payroll Taxes	222,482	224,635	(2,153)	(1.00 %)	4.00 %
6015 Employee Benefits					
6800000 ER Health Insurance	120,000	115,764	4,236	4.00 %	2.00 %
6804000 ER Dental and Vision	7,104	6,540	564	9.00 %	0.00 %
6804500 ER Other Employee Ins	5,004	4,500	504	11.00 %	0.00 %
6804600 EE Health Insurance	(42,000)	(36,540)	(5,460)	(15.00 %)	(1.00 %)
6804700 EE Dental and Vision	(7,104)	(6,200)	(904)	(15.00 %)	(0.00 %)
6804800 EE Other Employee Ins	(5,004)	(4,900)	(104)	(2.00 %)	(0.00 %)
6805000 EE Meals	30,000	25,700	4,300	17.00 %	1.00 %
6830000 Workers Compensation Insurance	39,996	35,400	4,596	13.00 %	1.00 %
Total 6015 Employee Benefits	147,996	140,264	7,732	6.00 %	3.00 %
7021 Advertising & Marketing					
7110000 Advertising	15,000	14,500	500	3.00 %	0.00 %
7130000 Marketing Expense	24,696	24,500	196	1.00 %	0.00 %
7155000 Public Relations	42,000	38,950	3,050	8.00 %	1.00 %
Total 7021 Advertising & Marketing	81,696	77,950	3,746	5.00 %	2.00 %
7022 Bank Charges					
7170000 Bank Armored Car	2,160	2,100	60	3.00 %	0.00 %
7175000 Bank Fees	1,500	1,858	(358)	(19.00 %)	0.00 %
Total 7022 Bank Charges	3,660	3,958	(298)	(8.00 %)	0.00 %
7023 China, Glass, Silver					
7180000 China	18,000	17,400	600	3.00 %	0.00 %
7185000 Glassware	20,004	19,650	354	2.00 %	0.00 %
7190000 Silverware	12,000	11,000	1,000	9.00 %	0.00 %
Total 7023 China, Glass, Silver	50,004	48,050	1,954	4.00 %	1.00 %
7024 Contract Services					
7210000 Extermination	2,496	2,250	246	11.00 %	0.00 %
7215000 IT	8,520	7,985	535	7.00 %	0.00 %
7220000 Janitorial	39,996	38,500	1,496	4.00 %	1.00 %
7230000 Maintenance	15,000	14,971	29	0.00 %	0.00 %
7235000 Payroll Processing	20,004	19,850	154	1.00 %	0.00 %
7245000 POS System	8,004	7,958	46	1.00 %	0.00 %
7250000 Reservations System	11,004	10,953	51	0.00 %	0.00 %
Total 7024 Contract Services	105,024	102,467	2,557	2.00 %	2.00 %
7026 Credit Cards					

	TOTAL				
	JAN - DEC 2017	JAN - DEC 2016 (PY)	CHANGE	% CHANGE	% OF INCOME
7410000 Amex	65,451	64,500	951	1.00 %	1.00 %
7415000 MC/Visa	105,980	104,874	1,106	1.00 %	2.00 %
Total 7026 Credit Cards	171,431	169,374	2,057	1.00 %	3.00 %
7027 Discounts/Comps					
7435000 Ownership	8,100	7,950	150	2.00 %	0.00 %
7450000 Guest Recovery	24,996	23,450	1,546	7.00 %	0.00 %
7455000 Manager	5,004	4,598	406	9.00 %	0.00 %
Total 7027 Discounts/Comps	38,100	35,998	2,102	6.00 %	1.00 %
7028 Employee Relations					
7470000 Classified & Recruiting	4,500	4,852	(352)	(7.00 %)	0.00 %
7480000 Employee Relations	3,504	3,652	(148)	(4.00 %)	0.00 %
7490000 Training & Development	2,496	2,865	(369)	(13.00 %)	0.00 %
Total 7028 Employee Relations	10,500	11,369	(869)	(8.00 %)	0.00 %
7029 Equipment					
7510000 Equipment Rental	8,004	7,952	52	1.00 %	0.00 %
7515000 Furniture	3,504	2,950	554	19.00 %	0.00 %
7518000 IT and Computer	1,200	985	215	22.00 %	0.00 %
7520000 Kitchen Equipment	1,500	1,250	250	20.00 %	0.00 %
Total 7029 Equipment	14,208	13,137	1,071	8.00 %	0.00 %
7031 Licenses & Permits					
7550000 License Beverage	3,000	2,950	50	2.00 %	0.00 %
7555000 License Business	2,496	1,950	546	28.00 %	0.00 %
7570000 License Music	1,200	1,150	50	4.00 %	0.00 %
7585000 License Other	3,204	4,520	(1,316)	(29.00 %)	0.00 %
Total 7031 Licenses & Permits	9,900	10,570	(670)	(6.00 %)	0.00 %
7032 Linen					
7595000 Linen Rental	60,000	58,450	1,550	3.00 %	1.00 %
Total 7032 Linen	60,000	58,450	1,550	3.00 %	1.00 %
7033 Repairs & Maintenance					
7620000 Mechanical & Electrical	8,004	9,500	(1,496)	(16.00 %)	0.00 %
7625000 Plumbing	4,500	1,500	3,000	200.00 %	0.00 %
7630000 Refrigeration	6,000	5,430	570	10.00 %	0.00 %
7635000 Other Maintenance	15,000	12,980	2,020	16.00 %	0.00 %
Total 7033 Repairs & Maintenance	33,504	29,410	4,094	14.00 %	1.00 %
7036 Professional Fees					
7685000 Accounting	6,500	6,000	500	8.00 %	0.00 %
7690000 Legal	3,500	3,000	500	17.00 %	0.00 %
7695000 Professional Other	4,200	3,000	1,200	40.00 %	0.00 %
Total 7036 Professional Fees	14,200	12,000	2,200	18.00 %	0.00 %
7037 Supplies					
7705000 Cleaning	22,800	21,500	1,300	6.00 %	0.00 %
7710000 Decorations & Flowers	12,804	14,500	(1,696)	(12.00 %)	0.00 %
7715000 Guest Supplies	3,000	2,350	650	28.00 %	0.00 %
7720000 Ice	996	1,200	(204)	(17.00 %)	0.00 %
7725000 Kitchen Fuel	2,496	3,200	(704)	(22.00 %)	0.00 %
7730000 Office Supplies	2,004	2,220	(216)	(10.00 %)	0.00 %
7740000 Kitchen Operating Supplies	20,400	19,500	900	5.00 %	0.00 %

Accrual Basis

3/4

	TOTAL				
	JAN - DEC 2017	JAN - DEC 2016 (PY)	CHANGE	% CHANGE	% OF INCOME
7745000 Operating Supplies Other	24,996	25,840	(844)	(3.00 %)	0.00 %
7750000 Paper & Plastics	55,480	54,000	1,480	3.00 %	1.00 %
Total 7037 Supplies	144,976	144,310	666	0.00 %	3.00 %
7038 Travel & Entertainment					
7760000 Airfare & Transportation	1,200	950	250	26.00 %	0.00 %
7765000 Auto/Mileage	600	550	50	9.00 %	0.00 %
7766000 Lodging	204	150	54	36.00 %	0.00 %
7767000 Meals	480	350	130	37.00 %	0.00 %
Total 7038 Travel & Entertainment	2,484	2,000	484	24.00 %	0.00 %
7039 Uniform Expense					
7790000 Uniforms	9,540	10,250	(710)	(7.00 %)	0.00 %
Total 7039 Uniform Expense	9,540	10,250	(710)	(7.00 %)	0.00 %
7040 Utilities Expense					
7805000 Electricity	37,500	38,200	(700)	(2.00 %)	1.00 %
7810000 Gas	21,996	22,450	(454)	(2.00 %)	0.00 %
7820000 Waste Removal	50,004	49,300	704	1.00 %	1.00 %
7825000 Water	35,004	34,520	484	1.00 %	1.00 %
Total 7040 Utilities Expense	144,504	144,470	34	0.00 %	3.00 %
7099 Other Departmental Expenses					
7830000 Cash Over/Short	1,200	850	350	41.00 %	0.00 %
7845000 Dues & Subscriptions	2,496	3,210	(714)	(22.00 %)	0.00 %
7855000 Postage	1,500	1,850	(350)	(19.00 %)	0.00 %
7860000 Bad Debt	3,996	4,550	(554)	(12.00 %)	0.00 %
7861500 Phones & Internet	12,000	11,450	550	5.00 %	0.00 %
7865000 Other Misc	3,996	4,320	(324)	(8.00 %)	0.00 %
Total 7099 Other Departmental Expenses	25,188	26,230	(1,042)	(4.00 %)	0.00 %
9011 Rent					
9155000 Rent	331,800	328,500	3,300	1.00 %	6.00 %
9220000 Property & Other Taxes	15,000	14,500	500	3.00 %	0.00 %
Total 9011 Rent	346,800	343,000	3,800	1.00 %	6.00 %
9013 Insurance					
9310000 Liability General	75,000	73,500	1,500	2.00 %	1.00 %
Total 9013 Insurance	75,000	73,500	1,500	2.00 %	1.00 %
9031 Depreciation & Amortization					
9510000 Depreciation & Amortization	99,996	99,996	0	0.00 %	2.00 %
Total 9031 Depreciation & Amortization	99,996	99,996	0	0.00 %	2.00 %
Total Expenses	\$3,242,151	\$3,185,336	\$56,815	2.00 %	60.00 %
NET INCOME	\$707,134	\$685,943	\$21,191	3.00 %	13.00 %

Accrual Basis

4/4

BALANCE SHEET

The balance sheet provides a snapshot of your company's financial position at a particular point in time. This financial statement details your assets, liabilities and equity, as of a particular date in time

SAMPLE Restaurant Client

BALANCE SHEET

As of June 30, 2017

	TOTAL
ASSETS	
Current Assets	
Bank Accounts	
1011 Cash	
1110000 Cash Checking	374,728
1120000 Cash on hand	4,000
Total 1011 Cash	378,728
Total Bank Accounts	\$378,728
Accounts Receivable	
1225000 AR Other	5,000
Total Accounts Receivable	\$5,000
Other Current Assets	
1016 Inventories	
1320000 Inventories - Food	37,800
1340000 Inventories - Liquor	36,000
1350000 Inventories - Beer	3,000
1360000 Inventories - Wine	45,000
1370000 Inv - NA Beverages	2,900
Total 1016 Inventories	124,700
1018 Prepaid Expenses	
1415000 Prepaid Expenses - Insurance	2,500
1440000 Prepaid Exp. - Maint Contracts	1,000
Total 1018 Prepaid Expenses	3,500
Total Other Current Assets	\$128,200
Total Current Assets	\$511,928
Fixed Assets	
1041 Prop & Equip	
1620000 Leasehold and Leasehold Improv	600,000
1625000 Furniture and Equipment	40,000
1635000 Kitchen Equipment	145,000
1645000 Computer Software	25,000
Total 1041 Prop & Equip	810,000
1045 Accumulated Depreciation & Amor	
1686000 Less Accu. Deprec. FF&E	(162,000)
Total 1045 Accumulated Depreciation & Amor	(162,000)
Total Fixed Assets	\$648,000
TOTAL ASSETS	\$1,159,928

LIABILITIES AND EQUITY

Liabilities
Current Liabilities
Accounts Payable

	TOTAL
2000000 Accounts Payable (A/P)	52,000
Total Accounts Payable	\$52,000
Other Current Liabilities	
2013 Sales Tax Payable	
2250000 Sales Tax Payable	35,000
2255000 Resort Tax Payable	10,000
2260000 Use Tax Payable	500
Total 2013 Sales Tax Payable	45,500
2014 Payroll Payable	
2310000 Payroll Taxes Payable	8,000
2330000 Charge Tips Payable	9,000
Total 2014 Payroll Payable	17,000
2015 Accrued Liabilities	
2410000 Accrued Payroll	45,000
2420000 Accrued Bonus	5,000
2450000 Accrued Other	4,500
Total 2015 Accrued Liabilities	54,500
Total Other Current Liabilities	\$117,000
Total Current Liabilities	\$169,000
Total Liabilities	\$169,000
Equity	
3012 Partners' Equity (Partnership)	
3210000 Contributions-Partner	916,200
Total 3012 Partners' Equity (Partnership)	916,200
Retained Earnings	0
Net Income	74,728
Total Equity	\$990,928
TOTAL LIABILITIES AND EQUITY	\$1,159,928

CASH FLOW STATEMENT

A cash flow statement typically breaks out a restaurant's cash sources and uses for the period into three categories: cash flow from operating activities, cash flow from investing activities, and cash flow from financing activities. This report is the navigational compass towards managing your cash needs present and future.

RESTAURANT LLC.

Cash Flow Statement

Single Month - February (2017)

February (2017)

Net Income	
Net earnings (current period)	69,840
Operating Activities	
Net change in non-cash working capital	
Accounts Payable	(3,000)
Cur Liabilities	(1,500)
Inventories	(5,000)
Prepaid Expenses	2,500
Receivables	1,000
	<hr/>
	(6,000)
Investing Activities	
Prop & Equip	(5,000)
	<hr/>
	(5,000)
Financing Activities	
	<hr/>
	-
(Decrease)/Increase in cash resources	58,840
Cash and cash equivalents - beginning of period	126,660
Cash and cash equivalents - end of period	<hr/> <hr/>
	185,500



BOOKKEEPING ALL IN ONE

Please contact us for a complete assessment of how we can benefit your company.

info@bookkeeping-all-in-one.com

www.bookkeeping-all-in-one.com

1-754-233-0022